

Look and Remember

p. 4

| | | | |
|----------------|--|---|--|
| Words | My things, clothes, numbers 21-100, at home, family | | |
| Grammar | <i>I have / I don't have... I like / I don't like...</i> | <i>He has / She doesn't have... She likes / She doesn't like...</i> | <i>Do you have a... ? I can / I can't...</i> |


1 Around the World

p. 9

| Words | Grammar | Skills | Phonics |
|--|---|---|--|
|  Argentina, Australia, Brazil, Italy, Japan, Poland, South Africa, Spain, the UK, the US Reading: daughter, grandparents, parents, son | Where are you from? I'm from Japan. Our parents are from Germany and Australia. Their favorite animals are giraffes. | Read about the Fennessy family and giraffes in Namibia. Listen and learn about a family in Namibia that helps giraffes. Speak and write about your country. | a_e as in <i>plane</i> ai as in <i>train</i> ay as in <i>play</i> VALUE Make friends. |

2 On My Way!


p. 17

| | | | |
|--|--|---|---|
|  farm, field, forest, lake, mountain, path, river, town, village, waterfall Reading: cable car, exercise, subway | Do you live in a town? Yes, we do. Does Ana live next to a forest? No, she doesn't. above, across, along, around, down, past, through, under | Read about unusual ways of getting to school. Listen and learn about long trips. Speak and write about a long trip. | ee as in <i>tree</i> ea as in <i>beach</i> y as in <i>country</i> VALUE Help others. |
|--|--|---|---|

Function 1 Talking about dates p. 25 **School Trip 1** The Sami and the Reindeer p. 26 **Review 1: Units 1-2** p. 28


3 Helping Out

p. 29

| | | | |
|--|---|--|---|
|  clean up my bedroom, cook, feed the dog, fix my bike, go shopping, make my bed, practice the piano, take out the garbage, wash the dishes, water the plants Reading: pick [fruit], put away, recycling | always, usually, sometimes, never How often do you help at home? every day, once a week, on the weekend | Read about helping out in the countryside and the city. Listen and learn about helping at home. Speak and write about helping out. | igh as in <i>night</i> y as in <i>my</i> l_e as in <i>kite</i> VALUE Be responsible. |
|--|---|--|---|

4 Playtime!


p. 37

| | | | |
|---|---|---|---|
|  bake, collect stickers, do puzzles, dress up, make things, play hide-and-seek, play video games, read comic books, roller-skate, watch movies Reading: interested in, real, stick, teenagers | I like doing puzzles. Maz doesn't like reading comic books. Does Alisa like riding horses? Yes, she does. / No, she doesn't. | Read about an unusual hobby. Listen and learn about hobbies in other countries. Speak and write about shared hobbies. | ow as in <i>know</i> oa as in <i>coat</i> o_e as in <i>home</i> VALUE Take care of your friends. |
|---|---|---|---|

Game 1 p. 45 **Reading Extra 1** The Greatest Artist in the World p. 46 **Review 2: Units 3-4** p. 48


5 Eating Out

p. 49

| | | | |
|---|--|---|--|
|  ketchup, milkshakes, noodles, pancakes, pasta, salad, sandwiches, soup, vegetables Reading: bottle, bowl, cup, glass, plate, straw | There's a sandwich. There's some juice. There are some noodles. There are a lot of things to eat. There's a lot of ketchup. Can I have a glass of water, please? | Read about helping to reduce plastic garbage. Listen and learn about eating out in other countries. Speak and write about eating out. | oo as in <i>noodles</i> ue as in <i>blue</i> u_e as in <i>ruler</i> VALUE Take care of the environment. |
|---|--|---|--|

6 Animal Behavior


p. 57

| | | | |
|---|---|--|--|
|  ant, bat, dolphin, kangaroo, panda, parrot, penguin, shark, whale Reading: busy, hungry, lizard, safe, waking up | The penguin is jumping. The whales aren't swimming. Is it looking for food? Yes, it is. / No, it isn't. What is it doing? | Read about the daily lives of meerkats. Listen and learn about students' favorite animals. Speak and write about your favorite animal. | ph as in <i>dolphin</i> f as in <i>fish</i> VALUE Be interested in animals. |
|---|---|--|--|

Function 2 Talking about preferences p. 65 **School Trip 2** The Antarctic Food Chain p. 66 **Review 3: Units 5-6** p. 68


7 Happy Faces

p. 69

| | | | |
|--|--|--|--|
|  beard, curly hair, dark hair, fat, light hair, moustache, round face, straight hair, tall, thin Reading: almost, die, meter, take [two hours] | I'm shorter than the giant. She's thinner than him. She has the longest hair in the world. | Read about amazing people. Listen and learn about descriptions of friends and family. Speak and write about a friend or family member. | ar as in <i>car</i> or as in <i>short</i> ir as in <i>dirty</i> VALUE Accept differences. |
|--|--|--|--|

8 Healthy Body, Healthy Mind


p. 77

| | | | |
|---|--|---|--|
|  back, shoulder, stomach, tooth (teeth), a cold, a cough, a sore neck, sick, toothache, medicine Reading: calm, grades, worry | You must sit down. You must not run. It's good to do yoga. It isn't always easy to learn at school. | Read about yoga in schools. Listen and learn about sports in school. Speak and write about sports in your school. | ou as in <i>bounce</i> ow as in <i>now</i> VALUE Stay in shape. |
|---|--|---|--|

Game 2 p. 85 **Reading Extra 2** Solar Eclipses p. 86 **Review 4: Units 7-8** p. 88


9 I Love My Town

p. 89

| | | | |
|--|---|---|--|
|  building, bus stop, café, hospital, market, movie theater, parking lot, sports center, supermarket Reading: factory, skyscraper, shopping center | There was a zoo. There weren't any cars. Were there any stores? Forty years ago, it was different. Shenzhen was small then. There are skyscrapers these days. They make cell phones now. | Read about a megacity. Listen and learn about cities in other countries. Speak and write about a city you know. | er as in <i>person</i> ir as in <i>dirty</i> ur as in <i>burger</i> or as in <i>world</i> VALUE Love your town. |
|--|---|---|--|

10 Yesterday and Long Ago


p. 97

| | | | |
|--|---|---|---|
|  bike to school, climb trees, cry, laugh, need water, sail, stay home, wait for the bus, walk to school Reading: archaeologist, change, machine, remains | The ancient Maya people lived in Mexico. They didn't use electricity. Did they have horses? No, they didn't. | Read about an ancient Mayan city. Listen and learn about weekend activities. Speak and write about your weekend activities. | air as in <i>hair</i> are as in <i>square</i> ar as in <i>parents</i> ear as in <i>bear</i> VALUE Be interested in others. |
|--|---|---|---|

Function 3 Making suggestions and responding p. 105 **School Trip 3** The Taos Pueblo p. 106 **Review 5: Units 9-10** p. 108


11 Outdoor Adventure

p. 109

| | | | |
|---|---|--|--|
|  eat outside, get lost, go canoeing, go on a roller coaster, have a picnic, make friends, ride on a motorcycle, see a shooting star, sleep in a tent, swim in a lake Reading: explorer, ski, sled | They went to the woods. They didn't have a picnic. Where did she go? She went to the Arctic. When did you last see snow? Yesterday morning. / Last Sunday. | Read about an Arctic explorer. Listen and learn about the first time students did something. Speak and write about the first time you did something. | c as in <i>face</i> and <i>pencil</i> g as in <i>huge</i> and <i>giraffe</i> VALUE Stay safe outside. |
|---|---|--|--|

12 Let's Have Fun!

p. 117

| | | | |
|--|---|--|--|
|  art gallery, dinosaur, fair, museum, ride, sculpture, summer camp, theme park, water park, wildlife park Reading: chef, circus, juggle, skill, star, unicycle | I'm going to see some dinosaurs. She isn't going to visit a museum. Are you going to have fun this summer? Yes, I am. / No, I'm not. | Read about summer camps. Listen and learn about students' next vacation. Speak and write about your next vacation. | schwa as in <i>banana, travel, and holiday</i> VALUE Plan your free time. |
|--|---|--|--|

Game 3 p. 125 **Reading Extra 3** The Feast p. 126 **Review 6: Units 11-12** p. 128

Look Further

One More Look p. 129 **BONUS School Trip** Outdoor Adventure in New Zealand p. 130
BONUS Reading Extra The Comedy Wildlife Photography Awards p. 132 **BONUS Game** p. 134

Animal Behavior

UNIT
6



A zebra in Africa

Look at the photo. Answer the questions.

What is the zebra doing?

What do you know about zebras?

What other wild animals do you know?

57

LESSON
1 Words

1 Listen and point. TR: 82

2 Listen and repeat. TR: 83



ants




panda



bat



parrot



dolphins



penguins



kangaroo



shark



whale

3 Draw and say.

4 Which animals are...

beautiful? ugly?
big? small?
funny? scary?
fast? slow?

I think bats are beautiful.

I don't! I think they're ugly.

Whales in the Azores, Portugal

LESSON
2 Grammar

1 Listen and chant. TR: 84

The whales are sleeping in the ocean.
They're sleeping all together.
They aren't swimming or looking for food;
they're sleeping in the ocean.

The penguin is jumping out of the ocean.
It's jumping onto the ice.
It isn't swimming or looking for food;
it's jumping out of the ocean.

2 Listen and read. TR: 85

The penguin *is* jumping. It *isn't* looking for food.
The whales *are* sleeping. They *aren't* swimming.

3 Complete.

- The bat _____ (not fly). It _____ (climb) a tree.
- The whales _____ (not swim). They _____ (sleep).
- The dolphins _____ (not jump). They _____ (play) with a dog.
- The kangaroo _____ (not eat). It _____ (cross) a road.
- The panda _____ (not climb). It _____ (sleep) in a tree.
- The parrot _____ (not fly). It _____ (eat) a banana.

4 Act and say.

You're sleeping.

No, I'm not sleeping.

LESSON **3** Reading

1 Look at the words. Listen and repeat. TR: 86

waking up busy
lizards hungry safe

2 Look at the photo. What are these animals? What are they doing?

3 Listen and read. TR: 87

A Day in the Life of...Meerkats!

It's six o'clock in the morning in Botswana, and the sun is coming up. A family of meerkats is **waking up**. But look! What are they doing? They're standing in the sunshine. It is cold at night, so it's important to warm up. It's nine o'clock. These meerkats are **busy**. What are they doing now? They're looking for **lizards**, small birds, insects, or fruit to eat. They're **hungry**. But they aren't all looking for food. One meerkat is climbing a tree.

It's looking for dangerous animals. It's ten o'clock. Why are they running? There's an eagle! Quick! Hide in the burrow. They are **safe** there. It's three o'clock in the afternoon. The meerkats are relaxing and playing in the sun. Now it's eight o'clock. The meerkats are sleeping in their burrow. They are safe.

4 Match.

- 1. 6:00 A meerkat is watching for dangerous animals.
- 2. 9:00 The meerkats are hiding in the burrow.
- 3. 10:00 The meerkats are looking for food.
- 4. 3:00 The meerkats are sleeping in the burrow.
- 5. 8:00 The meerkats are standing in the sun. The meerkats are enjoying themselves.

5 Write and say.

I'm washing my face.

Is it eight o'clock in the morning?

No, it's eight o'clock in the evening.

Glossary
burrow the meerkats' underground house
eagle a big bird that eats small animals
dangerous not safe

LESSON **4** Grammar

1 Listen and read. TR: 88

Yes / No questions

Is it looking for food?

Yes, it is. / No, it isn't.

Are they playing?

Yes, they are. / No, they aren't.

Wh- questions

What is it doing?

It's climbing a tree.

Why are they running?

They're hiding from the eagle.

2 Put the words in order.

- 1. **A.** are / doing / the meerkats / what / ?
B. are / in their burrow / sleeping / they / .
- 2. **A.** is / that meerkat / on a hill / standing / why / ?
B. for dangerous / is / it / looking / animals / .
- 3. **A.** eating / is / it / ?
B. isn't / it / no, / .
- 4. **A.** are / going / those meerkats / where / ?
B. are / they / to the burrow / running / .

3 Find a photo. Ask and answer.

What's she doing in this photo?

She's taking a photo.

Yes, that's right!



1 Listen and read. TR: 89

Chorus
*Animals are incredible.
 Sometimes their behavior is surprising and funny.
 They can amaze you!*

What's that elephant doing? It's swimming in the sea.
 And those ants? They're finding food in a tree.
 And the whales? Are they singing? Yes, they're singing with me!

Chorus
 What's that dolphin playing? It's surfing in the sea.
 And that crocodile? It's riding on its friend's back for free.
 And the whales? Are they singing? Yes, they're singing with me!

Chorus

2 Listen and sing. TR: 90 and 91

3 Sing and act. TR: 92

VALUE Be interested in animals.
Workbook, Lesson 6

An elephant in the Andaman Sea, India

1 Listen. Say the sounds. TR: 93

d - o - l - p h - i - n dolphin
 e - l - e - p h - a - n t elephant
 p h - o - t - o photo
 f - i - s h fish
 f - r - u i - t fruit
 b r - e a - k - f - a - s t breakfast

2 Write *ph* or *f*. Listen and chant. TR: 94

Monkeys and ele_____ants like _____ruit
 _____or break_____ast,
 but _____ish is the dol_____in's
 _____avorite _____ood.

3 Write *ph* or *f*. Say the words. Listen and repeat. TR: 95



1. so_____a



4. _____one



2. grand_____ather



5. _____ish



3. _____loor

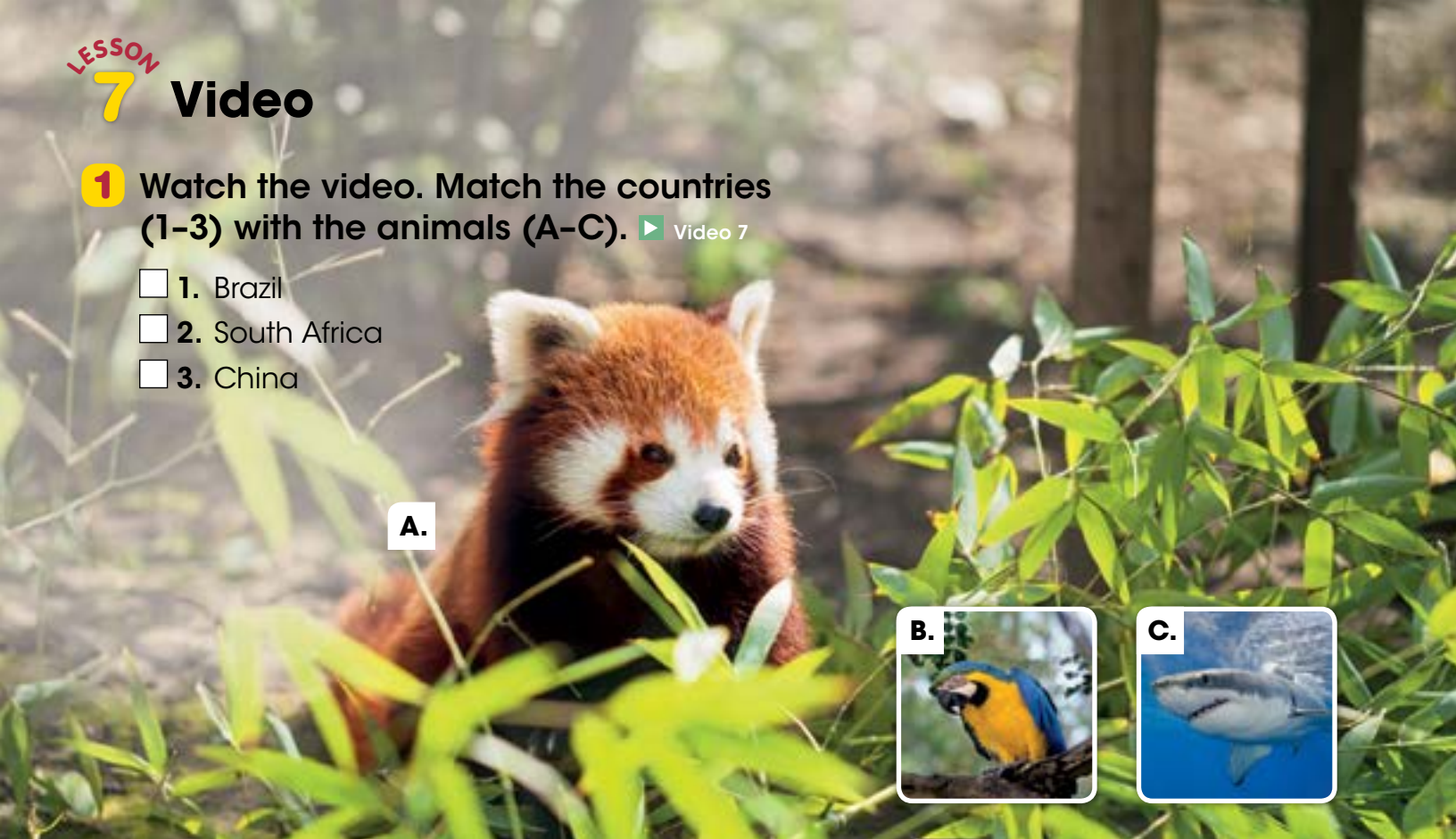


6. al_____abet

LESSON 7 Video

1 Watch the video. Match the countries (1-3) with the animals (A-C). [▶ Video 7](#)

- 1. Brazil
- 2. South Africa
- 3. China



2 Watch the video again. Write GWS (great white shark), RP (red panda) or M (macaw). [▶ Video 7](#)

1. Some animals are very big. _____
2. There are different types with different colors. _____
3. They are bigger than cats. _____
4. They live for 60 years. _____
5. They eat bamboo. _____
6. They live in more than one country. _____

Writing

In the present progressive, add *-ing* to the verb:

climb + *ing* → climbing

Verbs that end in a vowel + consonant: double the consonant:

swim + consonant + *ing* → swimming

Verbs that end in *-e*: don't write the *-e*:

give *e* + *ing* → giving

3 Find a photo of your favorite animal. Describe the photo.