


Scope and Sequence


What’s your name? p.4

What’s your name?
My name’s ...


1
Hello!
p.5

	Words	Structure	Value	Letters and Sounds/ Numbers	Content Connections	
					Video	Project
	Hello! Goodbye. Say hello. Wave goodbye. Stand up. Sit down. Open your book. Close your book.	How are you? I’m fine, thank you.	Make friends.	Aa /æ/	Social Science How do people say hello around the world?	A puppet


2
School
p.11

	school apron bag chair crayon pencil table	What’s this? It’s a pencil.	Take care of your things.	1, 2	Social Science How are classrooms different around the world?	A pencil holder
---	--	--------------------------------	---------------------------	------	--	-----------------


3
Colors
p.17

	paint blue green orange purple red yellow	What color is the book? It’s red.	Be creative.	Ee /ε/	Art What happens when we mix primary colors?	A squish painting
---	---	--------------------------------------	--------------	--------	---	-------------------

4
Toys
p.23


	train ball bus car doll puppet teddy bear	I have a ball.	Share your toys.	3, 4	Social Science What land transportation do we use?	A bus collage
--	---	----------------	------------------	------	---	---------------

5
Let’s Move!
p.29


	body arms feet hands head legs tummy	Touch your head. Move your hands.	Be active.	li /ɪ/	Music, Physical Education What are different ways to dance?	A shaker
---	--	--------------------------------------	------------	--------	--	----------

Look and See 1


6
Food
p.35

	Words	Structure	Value	Letters and Sounds/ Numbers	Content Connections	
					Video	Project
	apple banana carrot cracker milk orange water	I like oranges. Me, too!	Choose healthy food.	5, 6	Science How do plants grow?	An apple tree book


7
My Family
p.41

	photo brother dad grandma grandpa mom sister	This is my mom.	Be good to your family.	Oo /a/	Science Do animals live in families?	A photo frame
---	--	-----------------	-------------------------	--------	---	---------------


8
On the Farm
p.47

	chicken cat cow dog goat horse sheep	Is it a cow? No, it isn’t. Is it a horse? Yes, it is.	Take care of animals.	7, 8	Science What do we get from farm animals?	A paper-plate sheep
---	--	--	-----------------------	------	--	---------------------

9
My Clothes
p.53

	hat jacket shoes shorts socks T-shirt black, brown, white	My T-shirt is orange. My shorts are red.	Dress yourself.	Uu /ʌ/	Social Science How is wool made into clothes?	A yarn sweater
--	---	---	-----------------	--------	--	----------------

10
Outside
p.59

	frog bird fish flower leaf rainbow tree	How many birds? Four birds.	Explore outside.	9, 10	Science What animals use camouflage?	A camouflaged animal picture
---	---	--------------------------------	------------------	-------	---	------------------------------

Colors

UNIT
3

A girl covered in paint

LESSON 1

NEW WORD: *paint*

1 Look and see. 2 SC: 5 Watch. 3 TR: 3.1 Listen and say. 4 TR: 3.2 Listen and do.



red

orange

yellow

green

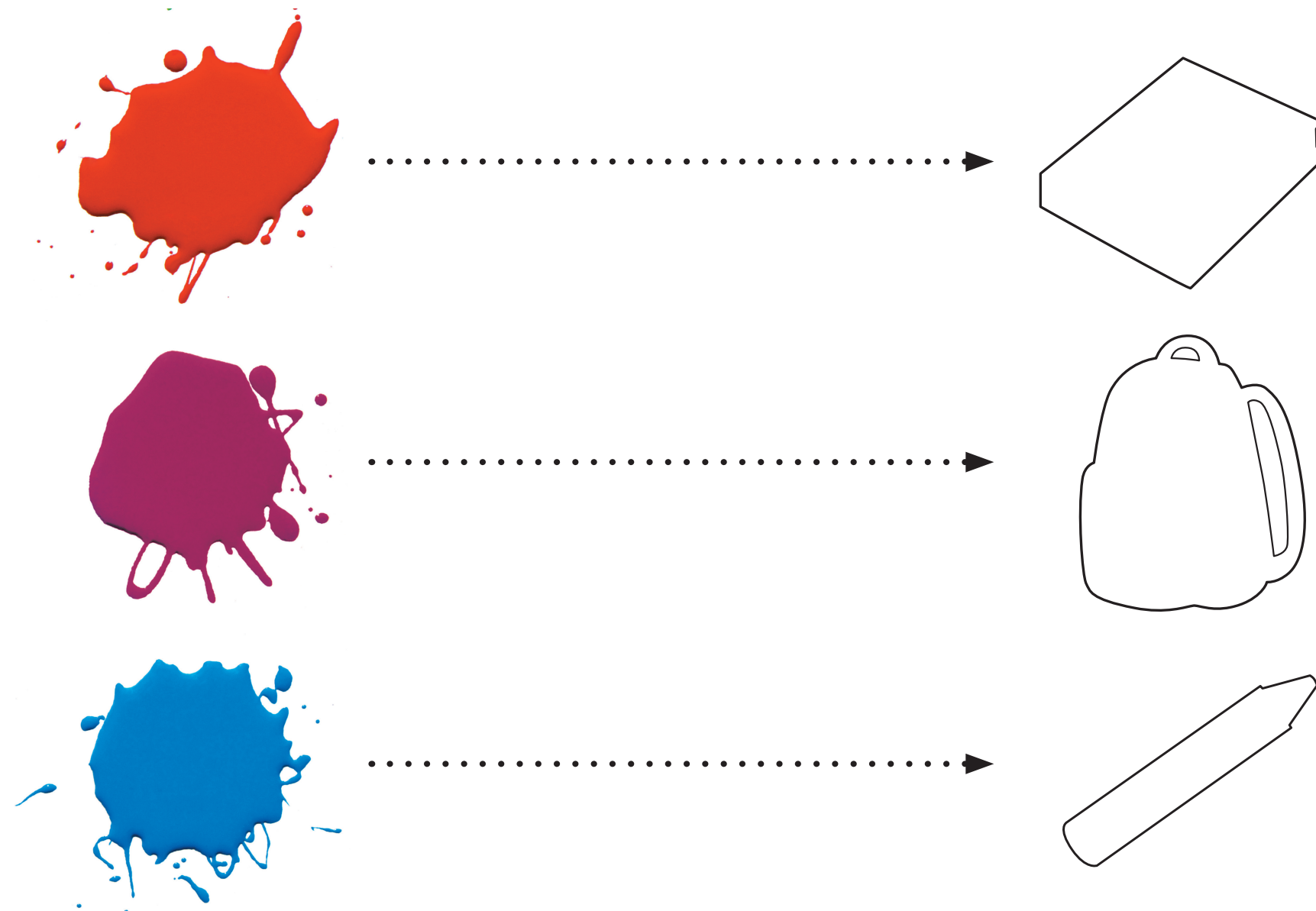
blue

purple

LESSON 2

NEW WORDS: blue, green, orange, purple, red, yellow

1 TR: 3.3 Listen and point. **2** TR: 3.4 Listen and say. **3** TR: 3.5 Listen and chant.



What color is the book?

It's red.

LESSON 3

STRUCTURE: What color is the book? It's red.

1 TR: 3.6 Listen and point. Draw. **2** TR: 3.7 Listen and say. **3** Color and say.





A girl with her artwork,
Brazil

VALUE





Be creative.

LESSON 4

SONG AND VALUE: *Be creative.*

1 TR: 3.8 Listen and point. 2 TR: 3.9 Listen and sing. 3 TR: 3.10 Sing and do. 4 Stick.



LESSON 5

LETTERS AND SOUNDS: Ee, /ɛ/

1 TR: 3.11 Listen and point. 2 TR: 3.12 Listen. Trace and say. 3 TR: 3.13 Listen and chant. 4 Draw and say.



LESSON 6

VIDEO Content Words: *make, picture*

1 Look and see. 2 SC: 6 Watch. 3 SC: 6 Watch and say.

LESSON 7

PROJECT

1 Make.

