


Scope and Sequence, Level 3

Welcome	p. 4	Free Time	fly a kite, make a cake, paint a picture, play a game, play soccer, read a book, sing a song, write a story
		Numbers	20 to 100

Vocabulary	Grammar	Reading	Phonics	Song and Value
------------	---------	---------	---------	----------------


1 Animals

p. 7 School Subject: Science

	crocodile, elephant, giraffe, hippo, lion, monkey, snake, tiger, zebra <i>Reading:</i> mud, sleep, work, young	Present progressive: Yes / No questions Comparatives with -er	"A Baby Elephant" Read about a baby elephant.	a_e as in: cake game snake	Sing about monkeys. <i>Value:</i> Be interested in animals.
--	---	--	--	---	--

2 How's The Weather?


p. 15 School Subject: Science

	cloudy, cold, hot, raining, snowing, sunny, windy, bring an umbrella, put on a scarf, wear a coat <i>Reading:</i> brighter, forget, rainbow, sky	<i>What's</i> + noun + <i>like?</i> and answers using <i>It's</i> ... Imperatives	"Rainbows" Read about rainbows.	i_e as in: bike kite time	Sing about the weather. <i>Value:</i> Take care of yourself.
---	---	--	------------------------------------	--	---

UNITS 1–2	Let's Talk p. 23 Being Polite	Video pp. 24–25 "The National Zoo, US"	Review p. 26 Units 1–2
-----------	-------------------------------	--	------------------------


3 Let's Go!

p. 27 School Subject: Technology & Engineering

	bus, car, helicopter, motorcycle, plane, ship, truck; come home, get to school, ride a bike <i>Reading:</i> healthy, months, ready, snack	Present simple: <i>Wh</i> -questions with <i>How</i> , <i>When</i> , and <i>Where</i> Irregular plurals	"How Bananas Get into Our Hands" Read about knowing our food.	o_e as in: home nose cone	Sing about flying in a plane. <i>Value:</i> Be safe.
--	--	--	--	--	---

4 Growing Up


p. 35 School Subject: Health & Physical Education

	clean, dirty, kind, little, loud, naughty, quiet, scary, silly, smart <i>Reading:</i> cartoons, famous, funny, grown-up	Past simple: <i>was</i> Past simple: <i>were</i>	"Find Your Talent" Read about Charles Schulz.	u_e as in: cube cute tube	Sing about frogs. <i>Value:</i> Be curious.
--	--	---	--	--	--

UNITS 3–4	Game p. 43 Spinner Wheel	Reading Challenge pp. 44–45 "Cars: Then and Now"	Review p. 46 Units 3–4
-----------	--------------------------	--	------------------------


5 Our Amazing World

p. 47 School Subject: Social Studies

	Argentina, Australia, Brazil, Italy, Japan, Poland, South Africa, Spain, the UK, the US <i>Reading:</i> daughter, hippos, parents, son	<i>Where ... from?</i> and answers using <i>I'm / She's / He's from ...</i> Possessive adjectives	"Hippos at Home" Read about hippos Jessica and Richie.	a_e as in: plane ai as in: train ay as in: play	Sing about an animal and a sport. <i>Value:</i> Make friends.
---	---	--	---	--	--

6 Here and There


p. 55 School Subject: Science

	farm, field, forest, lake, mountain, path, river, town, village, waterfall <i>Reading:</i> canoe, donkey, on foot, subway	Present simple: Yes / No questions and answers Prepositions of movement	"Get to School" Read about getting to school.	ee as in: tree ea as in: beach y as in: baby	Sing about giving and following directions. <i>Value:</i> Help others.
--	--	--	--	---	---

UNITS 5–6	Let's Talk p. 63 Talking About Dates	Video pp. 64–65 "The Sami and the Reindeer"	Review p. 66 Units 5–6
-----------	--------------------------------------	---	------------------------


7 Helping Out

p. 67 School Subject: Health & Physical Education

	clean up my bedroom, cook, feed the dog, fix my bike, go shopping, make my bed, practice the piano, take out the garbage, wash the dishes, water the plants <i>Reading:</i> leaders, planet, plastic, recycle	Adverbs of frequency Questions with <i>How often</i> and answers with frequency expressions	"Let's Make a Difference!" Read about making a difference.	igh as in: night y as in: sky i_e as in: kite	Sing about doing the right thing. <i>Value:</i> Be responsible.
---	--	--	---	--	--

8 Let's Have Fun!

p. 75 School Subject: Health & Physical Education

	bake, collect stickers, do puzzles, dress up, make things, play hide-and-seek, play video games, read comic books, roller-skate, watch movies <i>Reading:</i> interested in, real, stick, teenagers	<i>Like</i> + -ing Yes / No questions with <i>like</i> + -ing	"Hobbyhorsing" Read about hobbyhorsing.	ow as in: snow oa as in: coat o_e as in: stone	Sing about playing indoors. <i>Value:</i> Take care of your friends.
---	--	--	--	---	---

UNITS 7–8	Game p. 83 Board Game	Reading Challenge pp. 84–85 "Helping Hands"	Review p. 86 Units 7–8
-----------	-----------------------	---	------------------------

Grammar Helper	pp. 87–94
----------------	-----------



A mother and daughter
jump on a trampoline,
Al Ula, Saudi Arabia

A Look and circle.

1. The girl is *jumping* / *swimming*.
2. The mother is *holding* / *getting* her daughter's hand.
3. It's *raining* / *sunny*.

B Work in pairs. Discuss.

1. Do you sometimes play like this?
2. What games do you play?

Lesson 1 Vocabulary

A Listen and point. TR: 8.1



bake



collect
stickers



do puzzles



dress up



make things



play hide-
and-seek



play video
games



read comic
books



roller-skate



watch movies

B Listen and repeat. TR: 8.2

C Say.

What hobbies do you have?

I bake cookies. What
hobbies do you have?

I do puzzles.

Lesson 2 Grammar

A Listen and read. TR: 8.3

I **like** doing puzzles.
Jana **likes** playing video games.
Maz **doesn't like** reading comic books.

B Listen and chant. TR: 8.4

CHORUS
*We don't like doing all the same things.
But that's OK! That's OK.*

Maz likes doing puzzles,
but he doesn't like dressing up.
Jana likes dressing up,
but she doesn't like baking with her mom.
Me? I like baking with my mom,
and I like collecting stickers.

CHORUS

C Find and say five things you and your
friends like.

I like roller-skating.

I do, too.

I don't.

I like playing
hide-and-seek.

I do, too.

I do, too.

Yay! We all like playing
hide-and-seek!

Lesson 3 Reading

A Listen and repeat. TR: 8.5

stick teenagers interested in real

B Listen and read. TR: 8.6

Hobby horses are toys for young children. A hobby horse is a horse’s head on a **stick**. But now in Finland, older children and **teenagers** are still playing with hobby horses. They are doing it as a sport—hobbyhorsing. You run, dance, and jump, the same as you can do on a horse, but you do it with a toy horse!

But do these children also like riding real horses? Yes, they do. Many of them are **interested in** horses. They practice so that they can jump very high and run fast, just like **real** horses! They practice walking like a horse. And if you like making things, you can make your own hobby horse.

C Read again. Write the correct word.

jump make sport
stick teenagers

- 1. A hobby horse is a _____ with the head of a horse on the top.
- 2. Hobbyhorsing is a new _____.
- 3. It is very popular with _____ in Finland.
- 4. You have to _____ high to be good at hobbyhorsing.
- 5. Children can _____ their own hobby horses.



Lesson 4 Grammar

A Listen and read. TR: 8.7

Do the children **like** riding real horses?
Yes, they **do**. /
No, they **don't**.

Does the girl **like** riding her hobby horse?
Yes, she **does**. /
No, she **doesn't**.

B Listen and complete. TR: 8.8

- 1. _____ children _____ playing with hobby horses?
_____, they _____. They are a popular toy.
- 2. _____ Alisa like _____ with her hobby horse?
_____, she _____. She loves it!
- 3. _____ old people _____ hobbyhorsing?
_____, they _____.
- 4. _____ your sister like _____ horses?
_____, she _____. She thinks they're scary!

C Look and say.

	Riding horses	Playing soccer	Dressing up
Ed	✓	✗	✗
Sara	✓	✓	✗
Pedro	✗	✓	✗
Tina	✗	✓	✓
Jun	✓	✗	✗
Fatima & Neema	✓	✗	✓

Does Ed like riding horses?
No, he doesn't.

Yes, he does. Does he like playing soccer?

Lesson 5 Phonics

A Listen and say. TR: 8.9



snow



coat



stone

B Listen. Say the sounds. TR: 8.10

w – i – n – d – ow	window
kn – ow	know
c – oa – t	coat
h – ome	home
cl – ose – d	closed

C Write ow, oa, or o_e. Listen and chant. TR: 8.11

Are you at h____?
Can I call you on the ph____?
I kn____ it's sn____ing,
but let's put on our c____ts
and thr____ sn____ balls
at th____ trees.

D Write ow, oa, or o_e. Say the words. Listen and repeat. TR: 8.12



yell_____



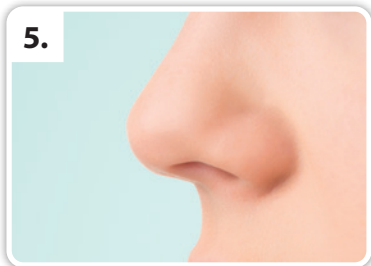
rainb_____



g_____t



b_____t



n_____



h_____

E Spin. Say the word.



Lesson 6 Song

VALUE

A Listen, read, and write. 🎧 TR: 8.13

Take care of your friends.

Look out the window. It's _____! Oh, no!

We can't play soccer; we have to stay home.

The park is closed, so what can we do?

I _____ like watching TV. I want to play with you.

Do you like doing _____? No, I don't.

Do you like _____ cakes? No, I don't.

Look out the window. What can we do?

I don't like playing video games. I want to play with you.

I _____ playing hide-and-seek, and I know you like that, too.

Yes! You count to ten, and I'll hide from you!

B Listen and sing. 🎧 TR: 8.14 and 8.15

C Sing and act. 🎧 TR: 8.16

