



Look and Remember  
p. 4

|         |   |                          |                            |
|---------|---|--------------------------|----------------------------|
| Words   | Animals, clothes, colors, family, home, numbers 1-20, parts of the body, town |                          |                            |
| Grammar | This is my...   | I'm/You're/He's/She's... | He has/She doesn't have... |
|         | I can/can't...  | I have/don't have...     | Let's...                   |
|         | How many...?  | There is/are...          |                            |

1  
Back to School  
p. 9


| Words   | Grammar   | Skills  | Phonics   |
|---|---|---|---|
| <br>art, computers, English, gym, math, music, reading, science<br>Reading: class, garden, grade, homework | I have math on Tuesday.<br><br>Do you have art on Monday?<br>Yes, I do.<br>Does she have gym on Friday?<br>No, she doesn't. | Read about the Green School.<br><br>▶ Listen and learn about school in other countries.<br><br>Speak and write about your own school day. | th as in Thursday<br><br><b>VALUE</b> Be responsible. |

2  
My Things  
p. 17


|   |  |   |  |
|---|--|---|--|
| <br>bike, building bricks, camera, guitar, markers, robot, skateboard, tablet<br>Reading: borrow, cool, new, old | This is my camera.<br>These are my markers.<br>That's my tablet.<br>Those are my building bricks.<br><br>This is Claudia's robot, Robby. | Read about a toy collector.<br><br>▶ Listen and learn about toy collections in other countries.<br><br>Speak and write about your own toys and collections. | th as in this<br><br><b>VALUE</b> Be neat. |
|---|--|---|--|

Function 1 Talking about feelings p. 25 ▶ School Trip 1 The Miraikan p. 26 Review 1: Units 1-2 p. 28

3  
At Home  
p. 29


|  |  |   |   |
|--|--|---|---|
| <br>armchair, balcony, bookcase, dining room, door, floor, mirror, rug, window<br>Reading: inside, outside, stairs, wall | This is our living room.<br>We have a red armchair.<br>That's their living room.<br>They have a red armchair.<br><br>The cat is in front of/behind the armchair.<br>The cat is between the desk and the chair. | Read about a cool house plan.<br><br>▶ Listen and learn about homes around the world.<br><br>Speak and write about your own home. | ch as in chair<br>sh as in ship<br><br><b>VALUE</b> Accept differences. |
|--|--|---|---|

4  
Let's Play!  
p. 37


|   |   |   |   |
|---|---|---|---|
| <br>baseball, basketball, hockey, tennis<br>bounce, catch, hit, jump, kick, throw<br>Reading: different, easy, fantastic, team | I play baseball with my friends.<br>You don't catch the ball in soccer.<br><br>Do you watch basketball?<br>Yes, I do.<br>Do the players run?<br>No, they don't. | Read about the King Charles Troupe.<br><br>▶ Listen and learn about sports in other countries.<br><br>Speak and write about sports. | ck as in duck<br>nk as in sink<br><br><b>VALUE</b> Be active. |
|---|---|---|---|

Game 1 p. 45 Reading Extra 1 Let's Go on an Insect Safari! p. 46 Review 2: Units 3-4 p. 48

5  
At Work  
p. 49


|   |   |   |   |
|---|---|---|---|
| <br>builder, build, doctor, help, farmer, grow, soccer player, score goals, taxi driver, drive<br>Reading: job, use, work, young | That farmer grows carrots.<br>He doesn't grow oranges.<br><br>Does Paul use a lot of building bricks?<br>Yes, he does.<br>Does he build what's on the box?<br>No, he doesn't. | Read about a master builder.<br><br>▶ Listen and learn about jobs in other countries.<br><br>Speak and write about jobs your family members have. | s blends as in skirt, slide, small, snack, spoon, stop, swim<br><br><b>VALUE</b> Be polite. |
|---|---|---|---|

6  
My Day  
p. 57


|  |  |  |   |
|--|--|--|---|
| <br>do homework, eat breakfast, eat dinner, eat lunch, get dressed, get up, go to bed, take a bath<br>Reading: find, hurt, love, wait | What time is it?<br>It's six o'clock in the morning.<br><br>What time do you get up?<br>I get up at eight o'clock. | Read about Penguin and the Bloom family.<br><br>▶ Listen and learn about daily routines in other countries.<br><br>Speak and write about your daily routine. | l blends as in black, clock, flag, glass, plum<br><br><b>VALUE</b> Help others. |
|--|--|--|---|

Function 2 Making and responding to suggestions p. 65 ▶ School Trip 2 The International Space Station p. 66 Review 3: Units 5-6 p. 68

7  
Fantastic Food  
p. 69


| Words  | Grammar  | Skills   | Phonics  |
|--|--|--|--|
| <br>beans, cheese, chicken, egg, fries, grapes, juice, mango, pear, sausage<br>Reading: burger, get, money, put | There are some eggs.<br>There isn't any juice.<br><br>Is there any juice in this vending machine?<br>Yes, there is.<br>Are there any fries?<br>No, there aren't. | Read about vending machines.<br><br>▶ Listen and learn about dishes from other countries.<br><br>Speak and write about your favorite meal. | r blends as in bread, crab, dress, frog, grapes, present, tree<br><br><b>VALUE</b> Give and share. |

8  
Celebrate!  
p. 77


|   |  |  |  |
|---|--|--|--|
| <br>dance, drink, eat, hold, listen to music, take photos<br>balloon, lemonade<br>Reading: bucket, enjoy, festival | I'm playing.<br>She's taking photos.<br><br>What are you doing?<br>I'm throwing water. | Read about the Songkran festival.<br><br>▶ Listen and learn about celebrations in other countries.<br><br>Speak and write about your favorite celebrations | ng as in sing<br><br><b>VALUE</b> Be grateful. |
|---|--|--|--|

Game 2 p. 85 Reading Extra 2 Nasreddin and the Dinner Party p. 86 Review 4: Units 7-8 p. 88

9  
Animals  
p. 89


|   |   |  |  |
|---|---|--|--|
| <br>crocodile, elephant, giraffe, hippo, lion, monkey, snake, tiger, zebra<br>Reading: fast, rhino, sleep, slow | Is the giraffe eating?<br>Yes, it is.<br>Are the zebras drinking?<br>No, they aren't.<br><br>The baby rhinos are younger than Lammie. | Read about unlikely animal friends.<br><br>▶ Listen and learn about animals in other countries.<br><br>Speak and write about animals you know. | a_e as in cake<br><br><b>VALUE</b> Be a good friend. |
|---|---|--|--|

10  
Weather  
p. 97


|   |   |  |   |
|---|---|--|---|
| <br>cloudy, cold, hot, raining, snowing, sunny, windy<br>bring an umbrella, put on a scarf, wear a coat<br>Reading: bright, forget, rainbow, sky | What's the weather like?<br>It's sunny.<br><br>Bring a glass of water.<br>Don't forget your umbrella. | Read about rainbows.<br><br>▶ Listen and learn about weather in other countries.<br><br>Speak and write about what you do in different types of weather. | i_e as in bike<br><br><b>VALUE</b> Take care of yourself. |
|---|---|--|---|

Function 3 Being polite p. 105 ▶ School Trip 3 The National Zoo, US p. 106 Review 5: Units 9-10 p. 108

11  
On the Move  
p. 109

|   |  |  |  |
|---|--|--|--|
| <br>go by...bus, car, helicopter, motorcycle, plane, ship, truck<br>come home, get to school, ride a bike<br>Reading: healthy, month, ready, snack | How do you get to school?<br>When does the bus come?<br>Where does the bus go?<br><br>Irregular plurals (i.e. beaches, children) | Read about transporting food.<br><br>▶ Listen and learn about transportation in other countries.<br><br>Speak and write about transportation in your town. | o_e as in home<br><br><b>VALUE</b> Know your food. |
|---|--|--|--|

12  
Growing Up  
p. 117

|   |  |   |  |
|---|--|---|--|
| <br>clean, dirty, kind, little, loud, naughty, quiet, scary, silly, smart<br>Reading: cartoon, famous, funny, grown-up | I was good. I wasn't naughty.<br><br>Some of the students were naughty. They weren't kind. | Read about Charles Schulz.<br><br>▶ Listen and learn about how people change over time.<br><br>Speak and write about what you were like when you were little. | u_e as in cube<br><br><b>VALUE</b> Find your talent. |
|---|--|---|--|

Game 3 p. 125 Reading Extra 3 Cars: Then and Now p. 126 Review 6: Units 11-12 p. 128

Look Further

One More Look p. 129 ▶ BONUS School Trip The Yungas Road, Bolivia p. 130  
BONUS Reading Extra The Best Present of All p. 132 BONUS Game p. 134

# Weather <sup>UNIT</sup> 10



**A cloudy sky before a storm  
in Texas, US**

**Look at the photo. Answer the questions.**

What can you see?

What time of day is it?

Imagine you're outside this house. How are you feeling?

**97**



1 Listen and point. TR: 151



cloudy



cold



hot



raining



snowing



sunny



windy



bring an umbrella



put on a scarf



wear a coat

2 Listen and repeat. TR: 152

3 Say.

Is it windy today?

Yes, it is.

Let's fly a kite.

1 Listen and chant. TR: 153

Hey, hey, what's the weather like?

What's the weather like today?

It's cloudy. It's raining.

I'm wearing my T-shirt.

The weather is hot today!

Hey, hey, what's the weather like?

What's the weather like today?

It's windy. It's snowing.

I'm wearing my coat.

The weather is cold today!

2 Listen and read. TR: 154

What's the weather like?

It's sunny.

It's snowing.

3 Match and say.



Monday



Thursday



Tuesday



Friday



Wednesday

What's the weather like on Tuesday?

It's windy.



**1** Listen and repeat. TR: 155

sky rainbow bright forget

**2** Listen and read. TR: 156

**What is a Rainbow?**

It's a colorful arc in the **sky**. A **rainbow** usually has red, orange, yellow, green, blue, and violet. But rainbows don't always have six colors. Morning rainbows are red, orange, and yellow—you can't see the other colors.

**What Weather Makes a Rainbow?**

Rain and sun make a rainbow. Bigger raindrops make **brighter** rainbows. To find a rainbow, stand with the sun behind you. Don't **forget** your umbrella! Now, look up.

**Can I Make a Rainbow?**

Yes, you can. Bring a glass of water and some white paper to a sunny window. Hold the glass above the paper. Sunlight goes through the water and makes a rainbow on the paper.

**3** Read again. Write the correct word.

behind brighter violet water

1. In the morning, you can't see \_\_\_\_\_ in a rainbow.
2. Rainbows are \_\_\_\_\_ when the raindrops are bigger.
3. The sun is \_\_\_\_\_ you when you see a rainbow.
4. Sunlight and \_\_\_\_\_ make rainbows.

**1** Listen and read. TR: 157

Bring a glass of water. Don't forget your umbrella.

**2** Listen and circle. TR: 158

1. Wear / Don't wear your boots.  
Don't bring / Don't forget your umbrella.
2. Wear / Don't wear your jeans.  
Put on / Don't put on your shorts.
3. Wear / Don't wear your shoes inside.  
Put / Don't put them next to the door.

**3** Look and write.

**VALUE** Take care of yourself.  
*Workbook, Lesson 6*



It's cold today.  
Don't forget your gloves.



It's sunny today.



It's hot today.



It's raining today.

**4** Work in groups. Act only when you hear *please*.



Please put on your scarf.



1 Listen and read. 🎧 TR: 159

2 Listen and sing. 🎧 TR: 160 and 161

3 Sing and act. 🎧 TR: 162

Chorus

*What's the weather like?  
It's snowing today!  
It's cold and gray,  
but that's OK!*

*It's seven o'clock and we get up.  
We look outside and...it's snowing!*

*Quick! Put on your coat.  
Put on your scarf and gloves.  
Put on your hat. Don't forget that!  
Let's go outside and play in the snow.*

Chorus

*It's twelve o'clock and we're feeling cold.  
We look inside and...we're hungry!*

*Quick! Take off your coat.  
Take off your scarf and gloves.  
Take off your hat. Don't forget that!  
Let's go inside and eat our lunch.*



1 Listen, point, and repeat. 🎧 TR: 163



bike



kite



time

2 Listen and chant. Circle the words with **i\_e**. 🎧 TR: 164

My name is Mike.  
I play outside.  
I ride my bike.  
That's what I like.  
I fly my kite.  
I swim and dive.  
I don't play inside.  
That's not what I like.

3 Listen. Check (✓) the box when you hear **i\_e**. 🎧 TR: 165

- |                             |                             |
|-----------------------------|-----------------------------|
| 1. <input type="checkbox"/> | 4. <input type="checkbox"/> |
| 2. <input type="checkbox"/> | 5. <input type="checkbox"/> |
| 3. <input type="checkbox"/> | 6. <input type="checkbox"/> |

4 Listen and write the missing letters with **i\_e**. 🎧 TR: 166




1. b\_\_\_\_\_




2. t\_\_\_\_\_




3. f\_\_\_\_\_




4. outs\_\_\_\_\_



5. d\_\_\_\_\_



6. sm\_\_\_\_\_



7. l\_\_\_\_\_



8. crocod\_\_\_\_\_



LESSON  
**7** Video

**1** Watch. What weather do they talk about? Match. [Video 12](#)



Emilia



Mati



Shiven



Tracy and  
Jessica



**2** Your turn! Ask and answer.

It's sunny. What are you doing?



I'm playing at the beach.  
I'm wearing a sun hat.

**3** Write about the weather today.

Today is \_\_\_\_\_. It's \_\_\_\_\_ and \_\_\_\_\_.

Let's \_\_\_\_\_.

Don't \_\_\_\_\_.